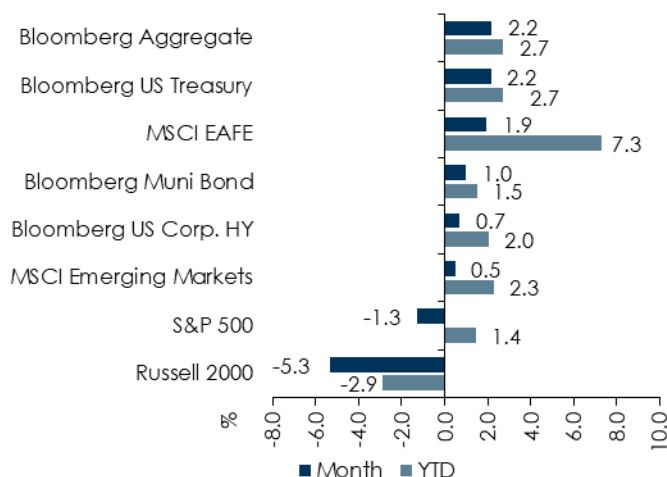


Economic Overview

- Consumer confidence declined sharply and the bond market flashed growth concerns as policy uncertainty weighed on sentiment
- Inflation results were mixed but remain above the Fed's target, with core CPI rising from 3.2% to 3.3% while core PCE fell from 2.9% to 2.6%
- January payrolls increased a disappointing 143,000, but upward revisions to prior months still saw unemployment fall from 4.1% to 4.0%

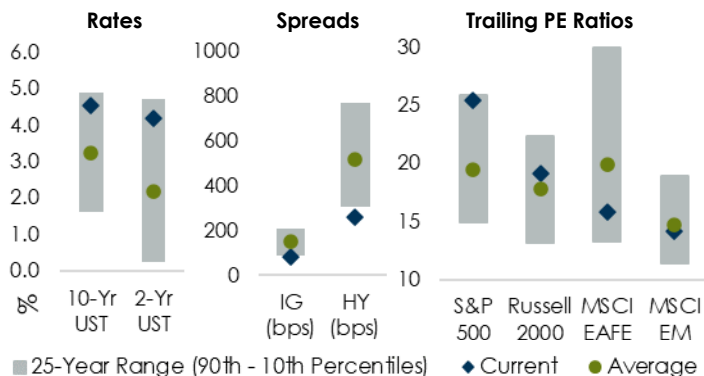
Market Returns (%)

- Bonds outperformed as growth concerns sent rates lower
- US equities trailed non-US with tech mega-caps detracting



Source: Bloomberg, ACG Research (as of 2/28/2025)

Fixed Income and Equity Valuation Metrics



Source: Bloomberg (as of 2/28/2025)

Asset Class Valuations - Rebalancing Rationale

- Equities are discounting a soft landing and continued easing monetary policy
- Upside for duration limited with additional Fed cuts already discounted by markets
- Cash yields set to fall as Fed continues easing

Asset Class	Current Valuation	Rationale
US Large Cap	Overvalued	Expensive valuations
US Small Cap	Fairly Valued	Balanced upside/downside risks
Int'l Developed	Fairly Valued	Fair valuations, improving growth
Emerging Mkt	Fairly Valued	Balanced upside/downside risks

Cash	Fairly Valued	Cash rates likely to decline
Core Bonds	Fairly Valued	Balanced duration risks
Multi-Sector	Fairly Valued	Attractive income, tight spreads
Unconstrained	Overvalued	Attractive income, manager flexibility

Core Real Estate	Fairly Valued	Market values stabilizing
------------------	---------------	---------------------------

Overvalued	Fairly Valued	Undervalued
------------	---------------	-------------

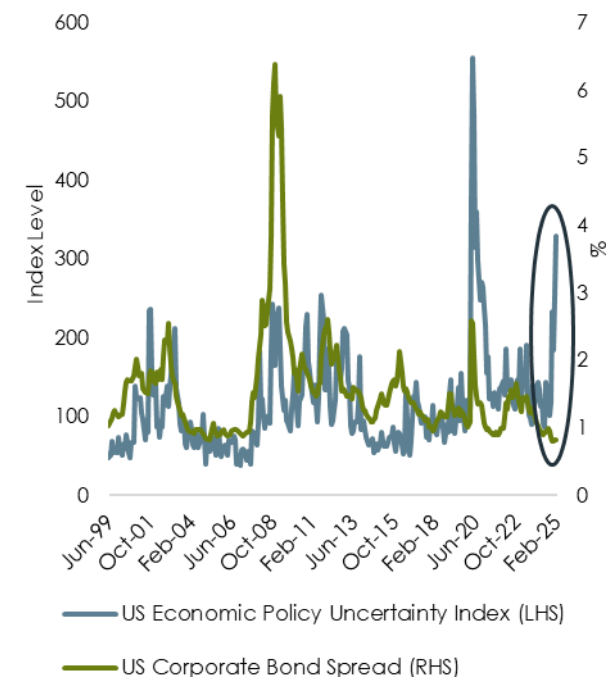
Recent Articles (click on links below)

- [2025 Outlook](#)
- [Has Real Estate Hit Bottom?](#)
- [The Evolution of Private Wealth](#)

Key Risk Factors We Are Watching

- Stronger inflation and weaker labor market data
- Rising headwinds for consumers (higher rates, student loan repayments, depleted savings...)
- Potential Fed policy error
- Headwinds to corporate earnings (tariffs, wages...)
- US policy uncertainty and rising geopolitical tensions
- Weaker than expected China recovery

Credit Spreads Tight Despite Rising Uncertainty



Source: St. Louis Fed (as of 2/28/2025)

Disclosures and Legal Notice

The views expressed herein are those of Asset Consulting Group (ACG). They are subject to change at any time. These views do not necessarily reflect the opinions of any other firm.

This report was prepared by ACG for you at your request. Although the information presented herein has been obtained from and is based upon sources ACG believes to be reliable, no representation or warranty, express or implied, is made as to the accuracy or completeness of that information. Accordingly, ACG does not itself endorse or guarantee, and does not itself assume liability whatsoever for, the accuracy or reliability of any third party data or the financial information contained herein.

Certain information herein constitutes forward-looking statements, which can be identified by the use of terms such as "may", "will", "expect", "anticipate", "project", "estimate", or any variations thereof. As a result of various uncertainties and actual events, including those discussed herein, actual results or performance of a particular investment strategy may differ materially from those reflected or contemplated in such forward-looking statements. As a result, you should not rely on such forward-looking statements in making investment decisions. ACG has no duty to update or amend such forward-looking statements.

The information presented herein is for informational purposes only and is not intended as an offer to sell or the solicitation of an offer to purchase a security.

Please be aware that there are inherent limitations to all financial models, including Monte Carlo Simulations. Monte Carlo Simulations are a tool used to analyze a range of possible outcomes and assist in making educated asset allocation decisions. Monte Carlo Simulations cannot predict the future or eliminate investment risk. The output of the Monte Carlo Simulation is based on ACG's capital market assumptions that are derived from proprietary models based upon well-recognized financial principles and reasonable estimates about relevant future market conditions. Capital market assumptions based on other models or different estimates may yield different results. ACG expressly disclaims any responsibility for (i) the accuracy of the simulated probability distributions or the assumptions used in deriving the probability distributions, (ii) any errors or omissions in computing or disseminating the probability distributions and (iii) and any reliance on or uses to which the probability distributions are put.

The projections or other information generated by ACG regarding the likelihood of various investment outcomes are hypothetical in nature, do not reflect actual investment results and are not guarantees of future results. Judgments and approximations are a necessary and integral part of constructing projected returns. Any estimate of what could have been an investment strategy's performance is likely to differ from what the strategy would actually have yielded had it been in existence during the relevant period. The source and use of data and the arithmetic operations used for calculating projected returns may be incorrect, inappropriate, flawed or otherwise deficient.

Past performance is not indicative of future results. Given the inherent volatility of the securities markets, you should not assume that your investments will experience returns comparable to those shown in the analysis contained in this report. For example, market and economic conditions may change in the future producing materially different results than those shown included in the analysis contained in this report. Any comparison to an index is for comparative purposes only. An investment cannot be made directly into an index. Indices are unmanaged and do not reflect the deduction of advisory fees.

This report is distributed with the understanding that it is not rendering accounting, legal or tax advice. Please consult your legal or tax advisor concerning such matters. No assurance can be given that the investment objectives described herein will be achieved and investment results may vary substantially on a quarterly, annual or other periodic basis. There is no representation or warranty as to the current accuracy of, nor liability for, decisions based on such information.